



## Pier

### BH Table Collection

Sleek, yet sturdy. Pier Tables are built for high-use Behavioral Health environments, with heavy-duty tops and adjustable-glide post legs that withstand wear and stabilize against tipping.



**Stance**  
BEHAVIORAL HEALTH

STATEMENT OF LINE –



**FHPL3636**  
36" Square  
W 36 D 36 H 29




**FHPL4242**  
42" Square  
W 42 D 42 H 29



**FHPL4848**  
48" Square  
W 48 D 48 H 29

PIER BH TABLE COLLECTION –




FEATURES –

- Pick-resistant polyurethane no-drip edge
- Top edge colors coordinate with rotomolded seating products
- Non-removable adjustable glide
- Tamper-resistant fasteners
- Heavy duty laminate top construction


OPTIONS –

- Bolt-to-floor brackets
- Custom finishes

LAMINATE FINISHES –



METAL FINISHES –



POLYURETHANE NO-DRIP EDGE FINISHES –

